

# Asymmetric Annulation of Donor–Acceptor Cyclopropanes with Dienes

Hao Xu,<sup>‡,†</sup> Jiang-Lin Hu,<sup>‡,†</sup> Lijia Wang,<sup>‡</sup> Saihu Liao,<sup>‡</sup> and Yong Tang<sup>\*,‡,§</sup>

<sup>‡</sup>State Key Laboratory of Organometallic Chemistry, Shanghai Institute of Organic Chemistry, Chinese Academy of Sciences, 345 Lingling Lu, Shanghai 200032, China

<sup>§</sup>Collaborative Innovation Center of Chemical Science and Engineering, Tianjin, China

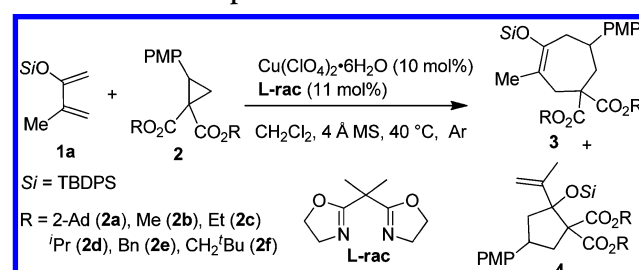
**S** Supporting Information

**ABSTRACT:** An efficient [4 + 3] cycloaddition reaction of D–A cyclopropanes with dienes has been successfully developed. The reaction proceeds well with various dienolsilyl ethers in the presence of Lewis acid, delivering a variety of cycloheptenes and [n,5,0]carbobicycles with excellent stereoselectivity. The asymmetric version of this reaction is also realized using a newly designed chiral Cy-TOX ligand, providing a new approach to access optically active cycloheptenes and [n,5,0]carbobicycles. Mechanistic study reveals that the reaction involves a stepwise pathway, which undergoes an unusual ring opening of five-membered [3 + 2] intermediate and sequential intramolecular cyclization to afford the thermodynamically stable [4 + 3] annulation product.

Cycloheptenes and [n,5,0]carbobicycles are widely present as key structures in a large number of natural products and biologically active molecules such as salvicinol, palustrol, and dolastanes.<sup>1</sup> Accordingly, the establishment of efficient and reliable methodologies for the highly enantioselective construction of this structural motif from simple materials is highly desirable.<sup>2</sup> Herein, we envision that a [4 + 3] annulation protocol of donor–acceptor (D–A) cyclopropanes with dienolsilyl ethers may serve as a new approach for the aforementioned subunits. However, reactions of D–A cyclopropanes with common dienolsilyl ethers usually result in ring-opening products or [3 + 2] cycloaddition products, which suggests this transformation to be challenging.<sup>3–7</sup> In our continuing effort on studies of D–A cyclopropanes in organic synthesis, we developed a novel and efficient [4 + 3] reaction of cyclopropane 1,1-dicarboxylates with both acyclic and cyclic dienolsilyl ethers, which provided a new and concise approach to the synthesis of cycloheptenes and [n,5,0]carbobicycles. Importantly, the catalytic asymmetric version of this transformation is also realized with high enantioselectivity by employing a newly designed chiral trisoxazoline (Cy-TOX).<sup>8,9</sup> Herein, we report the preliminary results.

Initially, the reaction of dienolsilyl ether **1a** with both dimethyl and diethyl cyclopropane 1,1-dicarboxylate (**2b**, **2c**) were tried by employing 10 mol % of bisoxazoline (BOX) L-rac/Cu(ClO<sub>4</sub>)<sub>2</sub>·6H<sub>2</sub>O. There are two possible cycloadducts, [4 + 3] cycloadduct **3** and [3 + 2] cycloadduct **4**. However, no product was observed due to the decomposition of the cyclopropanes and side reactions (Table 1, entries 1–2). In

Table 1. Reaction Optimization<sup>a</sup>



entry	2	time (h)	conv. (%) <sup>b</sup>	3/4 <sup>b</sup>	yield (%) <sup>c</sup>
1	2b	1	>99	—	<5
2	2c	1	>99	—	<5
3	2d	53	91	60/40	38
4	2e	1	>99	>99/1	56
5	2f	31	92	>99/1	77
6	2a	64	>99	95/5	87
7 <sup>d</sup>	2a	8	>99	>99/1	95

<sup>a</sup>**1a** (0.30 mmol), **2** (0.20 mmol), Cu(ClO<sub>4</sub>)<sub>2</sub>·6H<sub>2</sub>O (0.020 mmol), L-rac (0.022 mmol), CH<sub>2</sub>Cl<sub>2</sub> (2.0 mL), 40 °C, 4 Å MS (100 mg), argon. <sup>b</sup>Conversion and the ratio of 3/4 were determined by <sup>1</sup>H NMR spectroscopy. <sup>c</sup>Isolated yield. <sup>d</sup>Cu(SbF<sub>6</sub>)<sub>2</sub> was used. Ad = 2-adamantyl. PMP = *para*-methoxyphenyl

the initial exploration, the ester group<sup>10</sup> was found to significantly influence the reaction. When the isopropyl ester was used, 38% yield of the desired product was achieved with a 60/40 ratio of 3/4 (entry 3). To our delight, the [4 + 3] cycloadduct could be highly selectively obtained albeit in moderate yield when using benzyl ester (entry 4). Further study showed that 87% yield of **3** was obtained when di-2-adamantyl (2-Ad) cyclopropane 1,1-dicarboxylate **2a** was employed (entry 6). Further screening<sup>11</sup> of Lewis acids and solvents led to the optimal reaction condition under which the [4 + 3] product rac-**3a** was furnished exclusively in 95% yield in dichloromethane in the presence of 10 mol % L-rac/Cu(SbF<sub>6</sub>)<sub>2</sub> (Table 1, entry 7).

The substrate scope of this process was examined next. A variety of electron-rich phenyl cyclopropanes **2** reacted smoothly with conjugated enol silyl ethers **1** to afford the [4 + 3] cycloadducts in good to excellent yields (Table 2, entries 1–3). Cyclopropanes with heteroaryl or alkenyl substituents

Received: April 29, 2015

Published: June 12, 2015

Table 2. Generality of the Reaction<sup>a</sup>

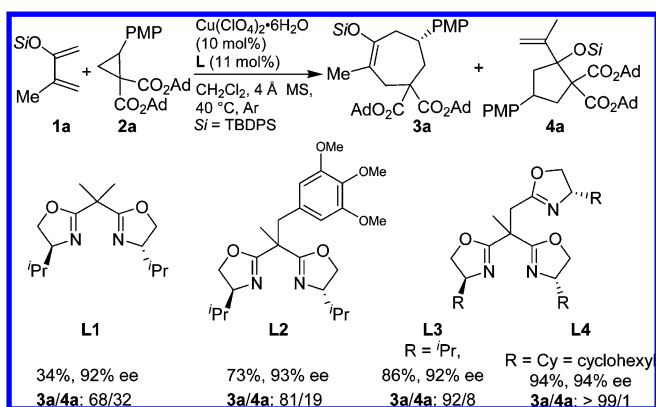
entry	R <sup>1</sup>	R <sup>2</sup>	R <sup>3</sup>	time (h)	product	yield (%) <sup>b</sup>
1	Me(1a)	4-MeOC <sub>6</sub> H <sub>4</sub> (2a)	2-Ad	8	rac-3a	95
2	Me(1a)	4-BnOC <sub>6</sub> H <sub>4</sub> (2g)	2-Ad	56	rac-3b	88
3	Me(1a)	(3,4-MeO) <sub>2</sub> C <sub>6</sub> H <sub>3</sub> (2h)	2-Ad	34	rac-3c	68
4	Me(1a)	N-Boc-Indolyl (2i)	2-Ad	30	rac-3d	80
5	Me(1a)	CH=CHPh (2j)	2-Ad	15	rac-3e	80
6 <sup>c</sup>	Me(1a)	2-thiophenyl (2k)	2-Ad	7	rac-3f	72
7 <sup>c</sup>	Me(1a)	5-Me-2-thiophenyl (2l)	2-Ad	12	rac-3g	84
8 <sup>d</sup>	Me(1a)	Ph (2m)	Bn	14	rac-3h	79
9 <sup>d</sup>	Me(1a)	2-MeC <sub>6</sub> H <sub>4</sub> (2n)	Bn	24	rac-3i	90
10 <sup>d</sup>	Me(1a)	3-MeC <sub>6</sub> H <sub>4</sub> (2o)	Bn	10	rac-3j	84
11 <sup>d</sup>	Me(1a)	4-MeC <sub>6</sub> H <sub>4</sub> (2p)	Bn	8	rac-3k	94
12 <sup>d</sup>	Me(1a)	4-F-C <sub>6</sub> H <sub>4</sub> (2q)	Bn	10	rac-3l	86
13 <sup>d</sup>	Me(1a)	4-Cl-C <sub>6</sub> H <sub>4</sub> (2r)	Bn	14	rac-3m	75
14 <sup>d</sup>	Me(1a)	4-Br-C <sub>6</sub> H <sub>4</sub> (2s)	Bn	13	rac-3n	73
15 <sup>d</sup>	Me(1a)	4-I-C <sub>6</sub> H <sub>4</sub> (2t)	Bn	10	rac-3o	75
16 <sup>d</sup>	Me(1a)	4- <sup>t</sup> Bu-C <sub>6</sub> H <sub>4</sub> (2u)	Bn	10	rac-3p	93
17 <sup>d</sup>	Me(1a)	vinyl (2v)	Bn	10	rac-3q	52
18	Et (1b)	4-MeOC <sub>6</sub> H <sub>4</sub> (2a)	2-Ad	32	rac-3r	96
19	Ph (1c)	4-MeOC <sub>6</sub> H <sub>4</sub> (2a)	2-Ad	24	rac-3s	94
20 <sup>e</sup>	H (1d)	4-MeOC <sub>6</sub> H <sub>4</sub> (2a)	2-Ad	12	rac-3t	75

<sup>a</sup>1 (0.30 mmol), 2 (0.20 mmol), Cu(SbF<sub>6</sub>)<sub>2</sub> (0.020 mmol), L-rac (0.022 mmol), CH<sub>2</sub>Cl<sub>2</sub> (2.0 mL), 40 °C, 4 Å MS (100 mg), argon. No [3 + 2] cycloadducts were observed. <sup>b</sup>Isolated yield. <sup>c</sup>DCE (2.0 mL), at 60 °C. <sup>d</sup>With 20 mol % of catalyst. <sup>e</sup>DCE (1.0 mL), at 80 °C.

delivered high yields of the desired products. (entries 4–7). For less active cyclopropanes, the benzyl ester group was demonstrated to be more favored to ensure a high yield (entries 8–17). The reaction was found to be insensitive to the ortho-, meta-, or para-substituents at the aromatic rings (entries 9–11). Notably, reactions of vinyl-substituted cyclopropane also proceeded smoothly to give the desired product in 52% yield (entry 17). Furthermore, enol silyl ethers with different substituents (R<sup>1</sup> = Me, Et, Ph, H) were all suitable substrates (entries 1, 18–20).

The presence of the scaffold in enantiopure form in many natural products encouraged us to develop the asymmetric version of this reaction. As BOX L-rac is highly efficient for the racemic reaction, we first tried the asymmetric reaction with chiral BOX L1 instead of L-rac (Scheme 1). Unfortunately, we found that BOX L1 slowed down the reaction dramatically, resulting in 34% yield of 3a due to poor regioselectivity and incomplete conversion. SaBOX L2 was also employed, which proved to be very efficient in the asymmetric [3 + 2] annulation reaction of D–A cyclopropanes with enol silyl ether.<sup>3c</sup> The yield of 3a was improved to 73% in 93% ee with a 81/19 ratio of 3a/4a. Further examination<sup>11</sup> of Lewis acids, solvents, ester groups, SaBOX, and TOX ligands as well as reaction temperature showed that a mixture of [4 + 3] and [3 + 2] annulation products were obtained. The best result was achieved by employing TOX L3 which gave 86% yield of 3a in 92% ee, with a 92/8 ratio of 3a/4a.

Scheme 1. Ligand Effects on Asymmetric [4 + 3] Annulations



To further improve the selectivity and gain a deeper understanding of the inter-relationship between [4 + 3] and [3 + 2] products, <sup>1</sup>H NMR was used to monitor the reaction. As shown in Figure 1, at the initial stage of the reaction (1 h),

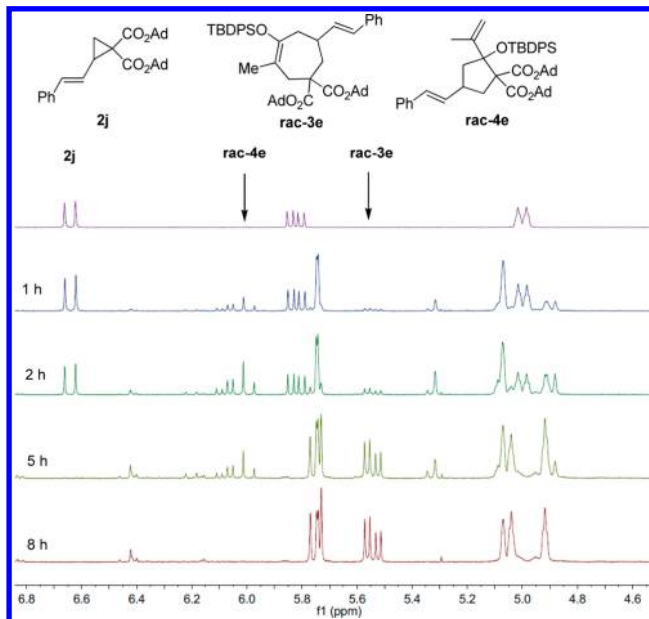
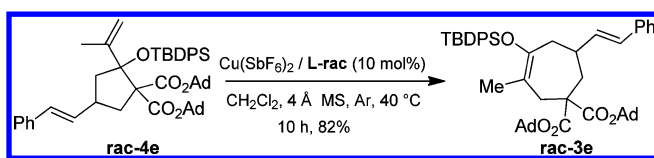


Figure 1. Monitoring the Cu(SbF<sub>6</sub>)<sub>2</sub>/L-rac-catalyzed reaction between 1a and 2e in CH<sub>2</sub>Cl<sub>2</sub> by <sup>1</sup>H NMR.

the [3 + 2] annulation product rac-4e (unique peaks at 6.0 ppm) was produced as the major products with a 35/65 ratio of rac-3e/rac-4e. After 5 h, the peaks of cyclopropane 2j disappeared, and the [4 + 3] product rac-3e became predominant. Eight hours later, rac-4e was converted into rac-3e completely. This observation suggests the [3 + 2] annulation is a kinetically controlled process, and the [4 + 3] product rac-3e is thermodynamically favored. In addition, the intermediate cyclopetane rac-4e was isolated and was subjected to the optimized reaction conditions (Scheme 2). Significantly, it was found that rac-4e was readily converted to the corresponding cycloheptene rac-3e in 82% yield after 10 h. Moreover, the optically active 4e (88% ee) could also be transformed into 3e (88% ee) in the presence of 10 mol % BOX L-rac/Cu(SbF<sub>6</sub>)<sub>2</sub> without loss of enantiomeric excess.<sup>11</sup> These results clearly demonstrate that the reaction mainly

## Scheme 2. Conversion of [3 + 2] Cycloadduct to [4 + 3] Product



undergoes a stepwise mechanism in which the [3 + 2] annulation first takes place kinetically, followed by the ring opening of the [3 + 2] intermediate and intramolecular cyclization to afford the thermodynamically stable [4 + 3] annulation product. The stepwise mechanism of our methodology distinguishes it from the concerted cycloaddition reaction of 1,3-diphenylisobenzofuran with cyclopropanes.<sup>12</sup>

Based on these observations, we continued to optimize the reaction conditions by means of several typical methods that would favor a thermodynamically controlled process, including elevating the reaction temperature and prolonging the reaction time. However, no further improvement on increasing the ratio of 3a/4a was made. In order to minimize the undesired [3 + 2] products and to increase the catalytic efficiency, we designed new ligands that can speed up this transformation. Since Pr-TOX L3 was found to favor the [4 + 3] product, we envisioned that TOX ligands possessing a similar chiral environment, but bearing sterically rigid cyclohexyl backbones, might be beneficial for the transformation of 4a to 3a. As expected, we found that Cy-TOX L4 could promote the reaction very efficiently, affording 3a exclusively in 94% yield with 94% ee (Scheme 1).

Under the optimized conditions, 1a reacted with 2a in the presence of  $\text{Cu}(\text{ClO}_4)_2 \cdot 6\text{H}_2\text{O}$  and L4 in dichloromethane providing 3a in 94% yield with 94% ee (Table 3). Good to excellent levels of enantioselectivity were obtained in the reaction of electron-rich phenyl-substituted cyclopropanes with 88–95% ee (3a–3c, 3r). Moreover, cyclopropanes with heteroaryl and alkenyl substituents were also compatible for the reaction with high enantioselectivity (3e, 3f). Of note is the cyclic enol silyl ethers, bearing five-, six- and seven-membered rings, could also react with electron-rich phenyl- and aryl-substituted cyclopropanes smoothly in good yields with excellent enantioselectivities, even under an elevated temperature in DCE (3u–3w, 3y).<sup>13</sup> The obtained optically active [n,5,0]carbocyclic structural motif is a key intermediate in a plenty of biologically active and natural products.<sup>1</sup>

In conclusion, an efficient Cu(II)/TOX catalyzed [4 + 3] annulation of D–A cyclopropanes with dienes has been developed. By employing a newly designed chiral Cy-TOX instead of BOX ligand, asymmetric version of the current reaction can be realized with excellent enantioselectivity, providing an efficient and new access to a variety of optically active cycloheptenes and [n,5,0]carbocycles. To the best of our knowledge, these reactions represent the first examples of catalytic asymmetric [4 + 3] annulation reactions of enol silyl ethers with D–A cyclopropanes. Preliminary study reveals that a stepwise mechanism is mainly involved in the reaction, which undergoes an unusual five-membered ring opening of the [3 + 2] intermediate, followed by an intramolecular cyclization to afford the thermodynamically stable [4 + 3] annulation product.

Table 3. Asymmetric [4 + 3] Annulation of 1 with 2

Reaction		Product	Yield (%)	ee (%)
1	2	3		
Reaction conditions: $\text{Cu}(\text{ClO}_4)_2 \cdot 6\text{H}_2\text{O}$ (10 mol%), L4 (11 mol%), $\text{CH}_2\text{Cl}_2$ , 4 Å MS, Ar, 40 °C, Si = TBDPS				
3a	3b	3c	24 h, 94%	94% ee
3e	3f	3r	24 h, 89%	95% ee <sup>b</sup>
3e	3f	3r	10 h, 60%	93% ee <sup>b</sup>
3e	3f	3r	62 h, 79%	88% ee
3e	3f	3r	72 h, 62%	89% ee <sup>a, c</sup>
3e	3f	3r	22 h, 88%	95% ee
3u <sup>13</sup>	3v	3w <sup>13</sup>	5 h, 90%	88/12 dr, 96% ee <sup>a</sup>
3u <sup>13</sup>	3v	3w <sup>13</sup>	20 h, 69%	91/9 dr, 99% ee <sup>a</sup>
3u <sup>13</sup>	3v	3w <sup>13</sup>	46 h, 82%	80/20 dr, 91% ee <sup>a</sup>
3x	3y	3z	24 h, 58%	86/14 dr, 98% ee <sup>b</sup>
3x	3y	3z	12 h, 91%	83/17 dr, 98% ee <sup>a</sup>
3x	3y	3z	48 h, 96%	87/13 dr, 95% ee <sup>b</sup>

Reaction conditions:  $\text{Cu}(\text{ClO}_4)_2 \cdot 6\text{H}_2\text{O}$  (0.020 mmol), L4 (0.022 mmol), 1 (0.30 mmol) and 2 (0.20 mmol) in 2.0 mL of  $\text{CH}_2\text{Cl}_2$ , 40 °C, the ratio of [4 + 3] and [3 + 2] cycloadducts is >99/1. <sup>a</sup>60 °C, in DCE. <sup>b</sup>Using  $\text{Cu}(\text{SbF}_6)_2$ . <sup>c</sup>20 mol %  $\text{Cu}(\text{ClO}_4)_2 \cdot 6\text{H}_2\text{O}$  was used.

## ■ ASSOCIATED CONTENT

## S Supporting Information

Experimental procedures, characterizations, and analytical data of products, spectra of NMR, and HPLC. The Supporting Information is available free of charge on the ACS Publications website at DOI: 10.1021/jacs.5b04429.

## ■ AUTHOR INFORMATION

## Corresponding Author

\*tangy@sioc.ac.cn

## Author Contributions

<sup>†</sup>These authors contributed equally.

## Notes

The authors declare no competing financial interest.

## ■ ACKNOWLEDGMENTS

We thank financial support from the National Natural Sciences Foundation of China (21432011, 21421091 and 21272250), the Major State Basic Research Development Program (grant no. 2015CB856600) and the Chinese Academy of Sciences.



## REFERENCES

- (1) For recent examples on  $[n,5,0]$ carbocycles, see: (a) Ayyad, S.; E. N.; Makki, M. S.; Al-kayal, N. S.; Basaif, S. A.; El-Foty, K. O.; Asiri, A. M.; Alarif, W. M.; Badria, F. A. *Eur. J. Med. Chem.* **2010**, *46*, 175–182. (b) Andrade Moura, L.; Bianco, E. M.; Pereira, R. C.; Teixeira, V. L.; Fuly, A. L. *J. Thromb. Thrombolysis* **2011**, *31*, 235–240. (c) Ioannou, E.; Vagias, C.; Roussis, V. *Mar. Drugs* **2013**, *11*, 1104–1112. For a review on total synthesis of dolastanes, see: (d) Hiersemann, M.; Helmboldt, H. *Top. Curr. Chem.* **2005**, *243*, 73–136.
- (2) For reviews, see: (a) Battiste, M. A.; Pelphrey, P. M.; Wright, D. L. *Chem.—Eur. J.* **2006**, *12*, 3438–3447. (b) Butenschon, H. *Angew. Chem., Int. Ed.* **2008**, *47*, 5287–5290. (c) Harmata, M. *Chem. Commun.* **2010**, *46*, 8886–8903. (d) Harmata, M. *Chem. Commun.* **2010**, *46*, 8904–8922. (e) Lohse, A. G.; Hsung, R. P. *Chem.—Eur. J.* **2011**, *17*, 3812–3822. (f) Fernandez, I.; Mascarenas, J. L. *Org. Biomol. Chem.* **2012**, *10*, 699–704. For a recent review on enantioselective  $[4 + 3]$  cycloadditions, see: (g) Harmata, M. *Adv. Synth. Catal.* **2006**, *348*, 2297–2306.
- (3) (a) Qu, J.-P.; Deng, C.; Zhou, J.; Sun, X.-L.; Tang, Y. *J. Org. Chem.* **2009**, *74*, 7684–7689. (b) Qu, J. P.; Liang, Y.; Xu, H.; Sun, X. L.; Yu, Z. X.; Tang, Y. *Chem.—Eur. J.* **2012**, *18*, 2196–2201. (c) Xu, H.; Qu, J.-P.; Liao, S.; Xiong, H.; Tang, Y. *Angew. Chem., Int. Ed.* **2013**, *52*, 4004–4007.
- (4) For reviews on the transformations of D–A cyclopropanes, see: (a) Danishefsky, S. *Acc. Chem. Res.* **1979**, *12*, 66–72. (b) Reissig, H.-U.; Zimmer, R. *Chem. Rev.* **2003**, *103*, 1151–1196. (c) Yu, M.; Pagenkopf, B. L. *Tetrahedron* **2005**, *61*, 321–347. (d) Rubin, M.; Rubina, M.; Gevorgyan, V. *Chem. Rev.* **2007**, *107*, 3117–3179. (e) Carson, C. A.; Kerr, M. A. *Chem. Soc. Rev.* **2009**, *38*, 3051–3060. (f) De Simone, F.; Waser, J. *Synthesis* **2009**, 3353–3374. (g) Lebold, T. P.; Kerr, M. A. *Pure Appl. Chem.* **2010**, *82*, 1797–1812. (h) Xu, X.; Doyle, M. P. *Acc. Chem. Res.* **2014**, *47*, 1396–1405. (i) Schneider, T. F.; Kaschel, J.; Werz, D. B. *Angew. Chem., Int. Ed.* **2014**, *53*, 5504–5523. (j) de Nanteuil, F.; De Simone, F.; Frei, R.; Benfatti, F.; Serrano, E.; Waser, J. *Chem. Commun.* **2014**, *50*, 10912–10928. (k) Liao, S. H.; Sun, X. L.; Tang, Y. *Acc. Chem. Res.* **2014**, *47*, 2260–2272. (l) Grover, H. K.; Emmett, M. R.; Kerr, M. A. *Org. Biomol. Chem.* **2015**, *13*, 655–671.
- (5) For recent examples on the racemic transformations of D–A cyclopropanes, see: (a) Xing, S.-Y.; Pan, W.-Y.; Liu, C.; Ren, J.; Wang, Z.-W. *Angew. Chem., Int. Ed.* **2010**, *49*, 3215–3218. (b) Smith, A. G.; Slade, M. C.; Johnson, J. S. *Org. Lett.* **2011**, *13*, 1996–1999. (c) Grover, H. K.; Lebold, T. P.; Kerr, M. A. *Org. Lett.* **2011**, *13*, 220–223. (d) Emmett, M. R.; Kerr, M. A. *Org. Lett.* **2011**, *13*, 4180–4183. (e) Humenny, W. J.; Kyriacou, P.; Sapeta, K.; Karadeolian, A.; Kerr, M. A. *Angew. Chem., Int. Ed.* **2012**, *51*, 11088–11091. (f) Emmett, M. R.; Grover, H. K.; Kerr, M. A. *J. Org. Chem.* **2012**, *77*, 6634–6637. (g) Ryabchuk, P.; Edwards, A.; Gerasimchuk, N.; Rubina, M.; Rubin, M. *Org. Lett.* **2013**, *15*, 6010–6013. (h) de Nanteuil, F.; Loup, J.; Waser, J. *Org. Lett.* **2013**, *15*, 3738–3741. (i) Zhu, W.; Fang, J.; Liu, Y.; Ren, J.; Wang, Z. *Angew. Chem., Int. Ed.* **2013**, *52*, 2032–2037. (j) Miyake, Y.; Endo, S.; Moriyama, T.; Sakata, K.; Nishibayashi, Y. *Angew. Chem., Int. Ed.* **2013**, *52*, 1758–1753. (k) Haubenreisser, S.; Hensenne, P.; Schröder, S.; Niggemann, M. *Org. Lett.* **2013**, *15*, 2262–2265. (l) Grover, H. K.; Emmett, M. R.; Kerr, M. A. *Org. Lett.* **2013**, *15*, 4838–4844. (m) Mackay, W. D.; Fistikci, M.; Carris, R. M.; Johnson, J. S. *Org. Lett.* **2014**, *16*, 1626–1629. (n) Novikov, R. A.; Tarasova, A. V.; Korolev, V. A.; Timofeev, V. P.; Tomilov, Y. V. *Angew. Chem., Int. Ed.* **2014**, *53*, 3187–3191. (o) Chakrabarty, S.; Chatterjee, I.; Wibbeling, B.; Daniliuc, C. G.; Studer, A. *Angew. Chem., Int. Ed.* **2014**, *53*, 5964–5968.
- (6) For selected examples on the enantioselective transformations of D–A cyclopropanes, see: (a) Sibi, M. P.; Ma, Z.; Jasperse, C. P. *J. Am. Chem. Soc.* **2005**, *127*, 5764–5765. (b) Kang, Y.-B.; Sun, X.-L.; Tang, Y. *Angew. Chem., Int. Ed.* **2007**, *46*, 3918–3921. (c) Parsons, A. T.; Johnson, J. S. *J. Am. Chem. Soc.* **2009**, *131*, 3122–3123. (d) Parsons, A. T.; Smith, A. G.; Neel, A. J.; Johnson, J. S. *J. Am. Chem. Soc.* **2010**, *132*, 9688–9692. (e) Trost, B. M.; Morris, P. J. *Angew. Chem., Int. Ed.* **2011**, *50*, 6167–6170. (f) De Nanteuil, F.; Waser, J. *Angew. Chem., Int. Ed.* **2011**, *50*, 12075–12079. (g) Zhou, Y.-Y.; Wang, L.-J.; Li, J.; Sun, X.-L.; Tang, Y. *J. Am. Chem. Soc.* **2012**, *134*, 9066–9069. (h) Xiong, H.; Xu, H.; Liao, S.; Xie, Z.; Tang, Y. *J. Am. Chem. Soc.* **2013**, *135*, 7851–7854. (i) Wales, S. M.; Walker, M. M.; Johnson, J. S. *Org. Lett.* **2013**, *15*, 2558–2561. (j) de Nanteuil, F.; Serrano, E.; Perrotta, D.; Waser, J. *J. Am. Chem. Soc.* **2014**, *136*, 6239–6242. (k) Hashimoto, T.; Kawamata, Y.; Maruoka, K. *Nat. Chem.* **2014**, *6*, 702–705. (l) Xia, Y.; Liu, X.; Zheng, H.; Lin, L.; Feng, X. *Angew. Chem., Int. Ed.* **2015**, *54*, 227–230.
- (7) (a) Ohno, M.; Mori, K.; Hattori, T.; Eguchi, S. *J. Org. Chem.* **1990**, *55*, 6086–6091. (b) Horiguchi, Y.; Suehiro, I.; Sasaki, A.; Kuwajima, I. *Tetrahedron Lett.* **1993**, *34*, 6077–6080. (c) Fang, J.; Ren, J.; Wang, Z. *Tetrahedron Lett.* **2008**, *49*, 6659–6662. (d) Chagarovskiy, A. O.; Budynina, E. M.; Ivanova, O. A.; Grishin, Y. K.; Trushkov, I. V.; Verteletskii, P. V. *Tetrahedron* **2009**, *65*, 5385–5392. (e) Ivanova, O. A.; Budynina, E. M.; Chagarovskiy, A. O.; Kaplun, A. E.; Trushkov, I. V.; Melnikov, M. Y. *Adv. Synth. Catal.* **2011**, *353*, 1125–1134.
- (8) For reviews on TOX and trisox ligands, see: (a) Zhou, J.; Tang, Y. *Chem. Soc. Rev.* **2005**, *34*, 664–676. (b) Gade, L. H.; Bellemin-Lapponnaz, S. *Chem.—Eur. J.* **2008**, *14*, 4142–4152. (c) Hargaden, G. C.; Guiry, P. J. *Chem. Rev.* **2009**, *109*, 2505–2550. (d) Liao, S.; Sun, X.-L.; Tang, Y. *Acc. Chem. Res.* **2014**, *47*, 2260–2272. For selected examples, see: (e) Zhou, J.; Tang, Y. *J. Am. Chem. Soc.* **2002**, *124*, 9030–9031. (f) Rasappan, R.; Hager, M.; Gissible, A.; Reiser, O. *Org. Lett.* **2006**, *8*, 6099–6102. (g) Seitz, M.; Capacchione, C.; Bellemin-Lapponnaz, S.; Wadepohl, H.; Ward, B. D.; Gade, L. H. *Dalton Trans.* **2006**, 193–206. (h) Foltz, C.; Enders, M.; Bellemin-Lapponnaz, S.; Wadepohl, H.; Gade, L. H. *Chem.—Eur. J.* **2007**, *13*, 5994–6008. (i) Foltz, C.; Stecker, B.; Marconi, G.; Bellemin-Lapponnaz, S.; Wadepohl, H.; Gade, L. H. *Chem.—Eur. J.* **2007**, *13*, 9912–9923. (j) Schätz, A.; Rasappan, R.; Hager, M.; Gissible, A.; Reiser, O. *Chem.—Eur. J.* **2008**, *14*, 7259–7265. (k) Rasappan, R.; Olbrich, T.; Reiser, O. *Adv. Synth. Catal.* **2009**, *351*, 1961–1967. (l) Hager, M.; Wittmann, S.; Schätz, A.; Pein, F.; Kreitmeyer, P.; Reiser, O. *Tetrahedron: Asymmetry* **2010**, *21*, 1194–1198. (m) Rendina, V. L.; Moebius, D. C.; Kingsbury, J. S. *Org. Lett.* **2011**, *13*, 2004–2007.
- (9) For recent uses of sidearm-modified BOX ligands, see: (a) Castillo, M. R.; Castellón, S.; Claver, C.; Fraile, J. M.; Gual, A.; Martín, M.; Mayoral, J. A.; Sola, E. *Tetrahedron* **2011**, *67*, 5402–5408. (b) Sawada, T.; Nakada, M. *Tetrahedron: Asymmetry* **2012**, *23*, 350–356. (c) Li, J.; Liao, S.-H.; Xiong, H.; Zhou, Y.-Y.; Sun, X.-L.; Zhang, Y.; Zhou, X.-G.; Tang, Y. *Angew. Chem., Int. Ed.* **2012**, *51*, 8838–8841. (d) Deng, C.; Wang, L.-J.; Zhu, J.; Tang, Y. *Angew. Chem., Int. Ed.* **2012**, *51*, 11620–11623. (e) Yu, J.; Li, N.; Chen, D.-F.; Luo, S.-W. *Tetrahedron Lett.* **2014**, *55*, 2859–2864.
- (10) (a) Zhou, Y. Y.; Li, J.; Ling, L.; Liao, S. H.; Sun, X. L.; Li, Y. X.; Wang, L. J.; Tang, Y. *Angew. Chem., Int. Ed.* **2013**, *52*, 1452–1456. (b) Zhu, J.; Liang, Y.; Wang, L. J.; Zheng, Z. B.; Houk, K. N.; Tang, Y. *J. Am. Chem. Soc.* **2014**, *136*, 6900–6903.
- (11) For details, please see the Supporting Information.
- (12) For reaction of cyclopropanes with 1, 3-diphenylisobenzofuran and anthracenes, see: (a) Ivanova, O. A.; Budynina, E. M.; Grishin, Y. K.; Trushkov, I. V.; Verteletskii, P. V. *Angew. Chem., Int. Ed.* **2008**, *47*, 1107–1110. (b) Ivanova, O. A.; Budynina, E. M.; Grishin, Y. K.; Trushkov, I. V.; Verteletskii, P. V. *Eur. J. Org. Chem.* **2008**, 5329–5335.
- (13) The ee of **3u** and **3w** was determined after desilylation using HF-Py. The absolute configuration of **3u** was assigned by X-ray crystallography of the desilylated product **5u**. For details, please see the Supporting Information.